

The mountain stands there,
Reaching high into the clouds.
The water is at his feet,
Rippling with the wind,
As if pleading with him,
Yet he remains proudly still.

— West Lake Impromptu
Rabindranath Tagore, *Written in 1924, Hangzhou, China*

HOTEC

Email: hotec@cnhotec.com
<https://www.cnhotec.com/>

*All product sizes and colours prevail in kind, subject to change without notice.



website



whatsapp

HOTEC



**WASHROOM EQUIPMENTS
& TOILET ACCESSORIES**

WHO WE ARE

With over 25 years of professional expertise, we are committed to delivering complete washroom equipment solutions featuring innovative design, superior performance and reliable quality, serving customers worldwide.

Our Mission:

Committed to supplying hygienic, comfortable and elegant washroom solutions for all world.

Our Vision:

To be the pioneer and leader in commercial washroom equipment.

Our Values:

With the philosophy of Customer Oriented, create value for global customers;

Adhere to mutual benefit and win-win cooperation;

Improve everything we do continuously, keep moving forward;

Insist on teamwork and team development;

Shoulder social responsibilities, do the right thing;

Embrace changes, arm ourselves with science and technology.

HOTEC

WHAT WE OFFER


As one of the leading washroom equipment suppliers in China, Hotec is committed to providing hygienic, comfortable, and elegant solutions to public washrooms. To this end, we have developed over 300 products of good design, premium quality, and high value to meet the expectations of our customers.

RESTROOM EQUIPMENTS



HAND DRYERS
TAMPONS & PADS DISPENSERS
AUTOMATIC FAUCETS
SOAP DISPENSERS
PAPER TOWEL DISPENSERS
GRAB BARS
BABY CHANGING STATIONS
URINAL SCREENS
URINAL MATS

TOILET ACCESSORIES



JUMBO PAPER DISPENSERS
TOILET TISSUE DISPENSERS
TOILET BRUSH HOLDER
ACCESSORIES

BATHROOM ACCESSORIES



SHOWER SEATS
SHAMPOO & BODY DISPENSERS
HAIR DRYERS



WHAT WE DO

At Hotec, we don't just supply products, we deliver complete washroom solutions tailored to your specific needs.

Our global customer-centric approach includes:



Customized Solutions

From design consultation to product modification, we work closely with you to develop bespoke solutions that align with your brand identity, space requirements, and budget constraints.



Reliable Supply Chain

With our state-of-the-art manufacturing facilities and efficient logistics network, we ensure timely delivery and consistent quality across all your orders, no matter the size.



End-to-End Support

Our dedicated team provides seamless service throughout the entire partnership. From pre-sales technical advice and product training to after-sales maintenance and warranty support, we are committed to your success.




Long-Term Partnership

We believe in building sustainable, win-win relationships. Our flexible business models, competitive pricing, and commitment to mutual growth make us your ideal long-term partner in the commercial washroom industry.

With over 25 years of profound experience shaping the industry, we have built a comprehensive industrial chain spanning R&D, design, manufacturing, quality control, and global marketing—enabling us to deliver reliable, high-performance washroom solutions to collective clients across worldwide.

We offer versatile washroom solutions suitable for a full range of public and commercial scenarios.



NEW HAND DRYERS

Smart Filter Replacement Alert

Intelligent detection with LED indicator reminds you when to replace the filter.

Dual Filtration System

Combines a pre-filter and H13 HEPA filter to physically filter 99.9% of dust and bacteria.

Tool-Free HEPA Replacement Design

The filter can be easily and quickly replaced, no tools required.

Safe & Secure

Automatic power-off function ensures maximum safety during filter replacement.



11.401

material: ABS/304 stainless steel

finish: White/Black/Satin/Bright

Voltage	AC 110-240V, 50/60Hz
Motor	Brushless motor / Brush motor
Filter	HEPA
Total Power	1800W
Motor Power	550W
Heating Element Power	1250W
Air Velocity	85m/s
r.p.m.	20000
Drying Time	10-15s
Noise Level	<78dB (at 1m)
Protection Level	IPX1
Electrical Isolation	Class I
Automatic Disconnection	30s

Products Size	252x219x134mm
---------------	---------------



H13 Intelligent Filter



Low Carbon Engine



Low Noise



Brushless Motor



Local Air Sterilisation



UV-C Light Disinfection



11.405

material: 304 stainless steel

finish: satin

Voltage	AC 220-240V, 50/60Hz
Motor	Brushless motor
Filter	HEPA
Total Power	1000W
Motor Power	95W
Heating Element Power	905W
Air Velocity	90m/s
r.p.m.	80000
Drying Time	10-15s
Noise Level	65dB (at 1m)
Protection Level	IPX1
Electrical Isolation	Class I
Automatic Disconnection	25s

Products Size	255x170x100mm
Weight (empty)	1.8kgs
Packing	12pcs/ctn
Measurement	64x53x53.5cm



11.114

material: 304 stainless steel

finish: satin

Voltage	AC 220-240V, 50/60Hz
Motor	Brushless motor / Brush motor
Filter	HEPA
Total Power	2000W / 1650-2000W
Motor Power	1100W / 750-1100W
Heating Element Power	900W
Air Velocity	83m/s
r.p.m.	19000-20000
Drying Time	5-10s
Noise Level	<72dB (at 1m)
Protection Level	IPX4
Electrical Isolation	Class I
Automatic Disconnection	25s

Products Size	695x295x222mm
Weight (empty)	12.5kgs / 11.5kgs
Packing	1pcs/ctn
Measurement	80x30x37.5cm



HAND DRYERS



11.101
material: ABS
finish: white

11.101.B
material: ABS
finish: black

11.102
material: ABS
finish: silver grey

Voltage	AC 220-240V, 50/60Hz
Motor	Brushless motor / Brush motor
Filter	HEPA (option)
Total Power	1650-1850W / 1900W
Motor Power	750W / 900W
Heating Element Power	1000W
Air Velocity	95m/s
r.p.m.	20000
Drying Time	9-12s
Noise Level	<72dB (at 1m)
Protection Level	IPX4
Electrical Isolation	Class I / Class II
Automatic Disconnection	25s

Products Size	685x300x220mm
Weight (empty)	12.5kgs / 11.5kgs
Packing	1pcs/ctn
Measurement	72.5x35.5x28.5cm



11.103
material: ABS
finish: white

11.104
material: ABS
finish: silver grey

Voltage	AC 220-240V, 50/60Hz
Motor	Brush motor
Filter	HEPA (option)
Total Power	1800W
Motor Power	750W
Heating Element Power	1050W
Air Velocity	75m/s
r.p.m.	20000
Drying Time	9-12s
Noise Level	<75dB (at 1m)
Protection Level	IPX1
Electrical Isolation	Class I
Automatic Disconnection	30s

Products Size	650x292x250mm
Weight (empty)	10kgs
Packing	1pcs/ctn
Measurement	70.6x35.7x32cm



11.105
material: ABS
finish: white

11.106
material: ABS
finish: silver grey

Voltage	AC 220-240V, 50/60Hz
Motor	Brushless motor / Brush motor
Filter	HEPA
Total Power	1000-1300W / 1050-1450W
Motor Power	450-750W / 900W
Heating Element Power	550W
Air Velocity	75-110m/s / 90-135m/s
r.p.m.	11000-20000
Drying Time	9-12s
Noise Level	65-78dB (at 1m)
Protection Level	IPX4
Electrical Isolation	Class I
Automatic Disconnection	25s

Products Size	615x318x185mm
Weight (empty)	12.5kgs / 11.5kgs
Packing	1pcs/ctn
Measurement	67x36x24.5cm



11.109
material: ABS
finish: white

11.110
material: ABS
finish: silver grey

Voltage	AC 220-240V, 50/60Hz
Motor	Brushless motor / Brush motor
Filter	HEPA
Total Power	1300-1800W / 1600-2000W
Motor Power	500-700W / 1000-1200W
Heating Element Power	800-1100W / 600-800W
Air Velocity	85-105m/s
r.p.m.	21500
Drying Time	9-12s
Noise Level	<68dB (at 1m)
Protection Level	IPX4
Electrical Isolation	Class I
Automatic Disconnection	30s

Products Size	566x296x164mm
Weight (empty)	7kgs
Packing	1pcs/ctn
Measurement	60.5x35x24cm

HAND DRYERS



11.231
finish:
ABS White



11.232.W
finish:
cast iron White



11.232.B
finish:
cast iron Black



11.233.B
finish:
304 stainless steel bright



11.233.S
finish:
304 stainless steel satin



11.233.PB
finish:
PVD gun metal



11.233.PG
finish:
PVD golden

Voltage	AC 220-240V, 50/60Hz
Motor	Brush motor
Filter	HEPA (option)
Total Power	1800W
Motor Power	550W
Heating Element Power	1250W
Air Velocity	85m/s
r.p.m.	20000
Drying Time	10-15s
Noise Level	<78dB (at 1m)
Protection Level	IPX1
Electrical Isolation	Class I
Automatic Disconnection	30s

Products Size	291x221x152mm
Packing	4pcs/ctn
Measurement	55x36x45.5cm

COMPONENTS & MATERIALS

- The cover fixed to the base with four vandal-proof lock screws and a special holder.
- Universal brush motor incorporating a safety thermal cut-off.
- Aluminium centrifugal double inlet fan wheel.
- Element incorporates a safety thermal cut-off.
- Selective detection of fixed targets and system of automatic disconnection after 60 seconds of continuous use.
- Electronic infrared detection sensor. Detection distance adjustable by potentiometer(5-20cm).
- HEPA filter media filter that filters the solid particles in suspension significantly improving air quality.
- Available in different coloured PVD finishes for a smart washroom look.



11.241
finish:
ABS White



11.242.W
finish:
cast iron White



11.242.B
finish:
cast iron Black



11.243.B
finish:
304 stainless steel bright



11.243.S
finish:
304 stainless steel satin



11.243.PB
finish:
PVD gun metal



11.243.PG
finish:
PVD golden

Voltage	AC 220-240V, 50/60Hz
Motor	Brush motor
Filter	HEPA (option)
Total Power	1800W
Motor Power	550W
Heating Element Power	1250W
Air Velocity	85m/s
r.p.m.	20000
Drying Time	10-15s
Noise Level	<78dB (at 1m)
Protection Level	IPX1
Electrical Isolation	Class I
Automatic Disconnection	30s

Products Size	291x221x190mm
Packing	4pcs/ctn
Measurement	55x36x45.5cm

COMPONENTS & MATERIALS

- The cover fixed to the base with four vandal-proof lock screws and a special holder.
- Universal brush motor incorporating a safety thermal cut-off.
- Aluminium centrifugal double inlet fan wheel.
- Element incorporates a safety thermal cut-off.
- Selective detection of fixed targets and system of automatic disconnection after 60 seconds of continuous use.
- Electronic infrared detection sensor. Detection distance adjustable by potentiometer(5-20cm).
- HEPA filter media filter that filters the solid particles in suspension significantly improving air quality.
- Available in different coloured PVD finishes for a smart washroom look.



HAND DRYERS



11.251
finish:
ABS White



11.252.W
finish:
cast iron White



11.252.B
finish:
cast iron Black



11.253.B
finish:
304 stainless steel bright



11.253.S
finish:
304 stainless steel satin



11.253.PB
finish:
PVD gun metal



11.253.PG
finish:
PVD golden

Voltage	AC 220-240V, 50/60Hz
Motor	Brush motor
Filter	HEPA (option)
Total Power	1800W
Motor Power	550W
Heating Element Power	1250W
Air Velocity	85m/s
r.p.m.	20000
Drying Time	10-15s
Noise Level	<78dB (at 1m)
Protection Level	IPX1
Electrical Isolation	Class I
Automatic Disconnection	30s

Products Size	320x221x190mm
Packing	4pcs/ctn
Measurement	55x36x45.5cm

COMPONENTS & MATERIALS

- The cover fixed to the base with four vandal-proof lock screws and a special holder.
- Universal brush motor incorporating a safety thermal cut-off.
- Aluminium centrifugal double inlet fan wheel.
- Element incorporates a safety thermal cut-off.
- Selective detection of fixed targets and system of automatic disconnection after 60 seconds of continuous use.
- Electronic infrared detection sensor. Detection distance adjustable by potentiometer(5-20cm).
- HEPA filter media filter that filters the solid particles in suspension significantly improving air quality.
- Available in different coloured PVD finishes for a smart washroom look.



11.221.W
material: cast iron
finish: white enamelled coating



11.221.B
material: cast iron
finish: black enamelled coating



11.222
material: 304 stainless steel
finish: bright



11.223
material: 304 stainless steel
finish: satin



11.224.W
material: cast iron
finish: white enamelled coating



11.224.B
material: cast iron
finish: black enamelled coating



11.225
material: 304 stainless steel
finish: bright



11.226
material: 304 stainless steel
finish: satin

Voltage	AC 220-240V, 50/60Hz
Motor	Brush motor
Filter	HEPA (option)
Total Power	2300W
Motor Power	250W
Heating Element Power	2050W
Air Velocity	>23m/s
r.p.m.	6200
Drying Time	28s
Noise Level	<78dB (at 1m)
Protection Level	IPX1
Electrical Isolation	Class I
Automatic Disconnection	30s

Products Size	280x245x215mm
Packing	2pcs/ctn
Measurement	56x32.5x27.5cm

COMPONENTS & MATERIALS

- Weld-free cover fixed to the base with two vandal-proof lock screws.
- Universal brush motor incorporating a safety thermal cut-off.
- Aluminium centrifugal double inlet fan wheel.
- Element incorporates a safety thermal cut-off.
- Electronic infrared detection sensor. Detection distance adjustable by potentiometer(5-20cm).
- 360° revolving nozzle in chrome-plated zamak.



HAND DRYERS



11.261

Material: ABS
finish: white



11.262/11.263

material: 304 stainless steel
finish: bright / satin

Voltage	AC 220-240V, 50/60Hz
Motor	Brush motor
Total Power	1650W
Motor Power	60W
Heating Element Power	1600W
Air Velocity	>11m/s
r.p.m.	2500
Noise Level	<70dB (at 1m)
Protection Level	IPX1
Electrical Isolation	Class I
Automatic Disconnection	60s

Product size	282x225x147mm (11.261) 282x225x160mm (11.262/11.263)
Packing	6 pc/ctn
Measurement	48x31x47cm(11.261) 52.5x31.5x48.5cm(11.262/11.263)



11.281

material: cast iron
finish: white enamelled coating



11.282/11.283

material: 304 stainless steel
finish: bright / satin

Voltage	AC 220-240V, 50/60Hz
Motor	Brush motor
Total Power	1800W
Motor Power	650W
Heating Element Power	1200W
Air Velocity	>85m/s
r.p.m.	20000
Noise Level	<78dB (at 1m)
Protection Level	IPX1
Electrical Isolation	Class I
Automatic Disconnection	60s

Product size	325x295x171mm
Packing	2pcs/ctn
Measurement	45.5x35x38cm



11.271

Material: ABS
finish: white



11.272/11.273

material: 304 stainless steel
finish: bright / satin

Voltage	AC 220-240V, 50/60Hz
Motor	Brush motor
Total Power	2100W
Motor Power	150W
Heating Element Power	1980W
Air Velocity	>20m/s
r.p.m.	5000
Noise Level	<75dB (at 1m)
Protection Level	IPX1
Electrical Isolation	Class I
Automatic Disconnection	60s

Product size	265x245x207mm
Packing	4pcs/ctn
Measurement	55.6x30.3x49.3cm



11.301

Material: ABS
finish: white



11.302

Material: ABS
finish: white

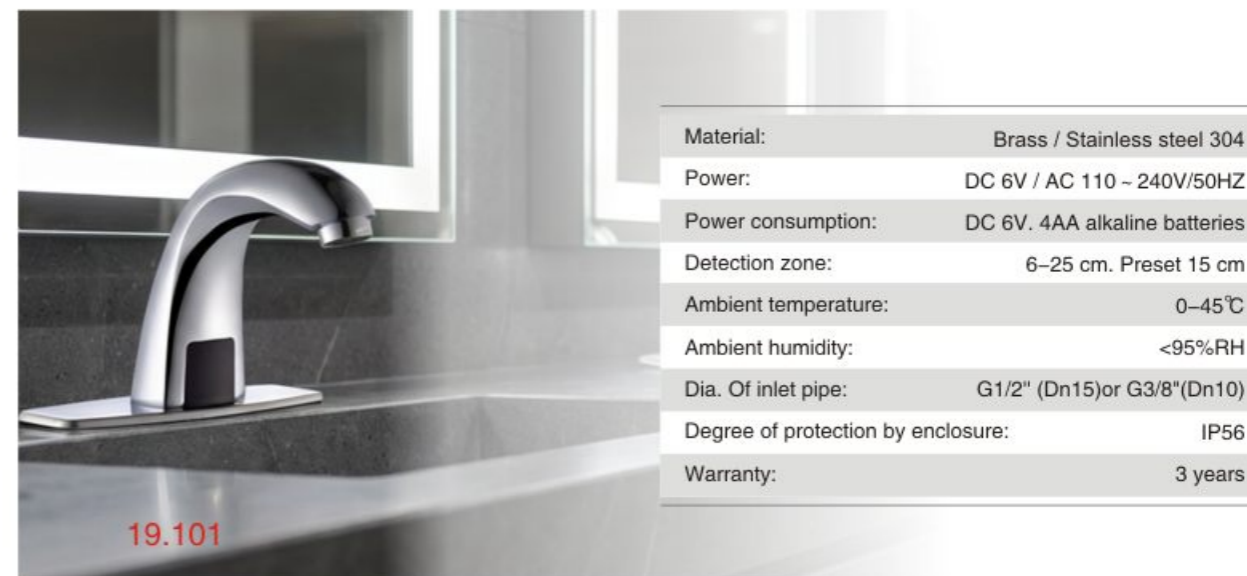
Voltage	AC 220-240V, 50/60Hz
Motor	Brush motor
Total Power	1200W
Air Velocity	>12m/s
Noise Level	<70dB (at 1m)
Protection Level	IPX1
Electrical Isolation	Class II
Automatic Disconnection	60s
Products Size:	267x182x120mm
Packing	10pcs/ctn
Measurement	66x29x39cm

Voltage	AC 220-240V, 50/60Hz
Motor	Brush motor
Total Power	1800W
Air Velocity	>11m/s
Noise Level	<70dB (at 1m)
Protection Level	IPX1
Electrical Isolation	Class II
Automatic Disconnection	60s
Products Size:	250x238x230mm
Packing	4pcs/ctn
Measurement	51x27.5x51cm



FEATURES

- Drying hygienically and quickly
- Touch-free operation
- Energy saving
- Sustainability



Material:	Brass / Stainless steel 304
Power:	DC 6V / AC 110 ~ 240V/50HZ
Power consumption:	DC 6V. 4AA alkaline batteries
Detection zone:	6-25 cm. Preset 15 cm
Ambient temperature:	0-45°C
Ambient humidity:	<95%RH
Dia. Of inlet pipe:	G1/2" (Dn15) or G3/8"(Dn10)
Degree of protection by enclosure:	IP56
Warranty:	3 years

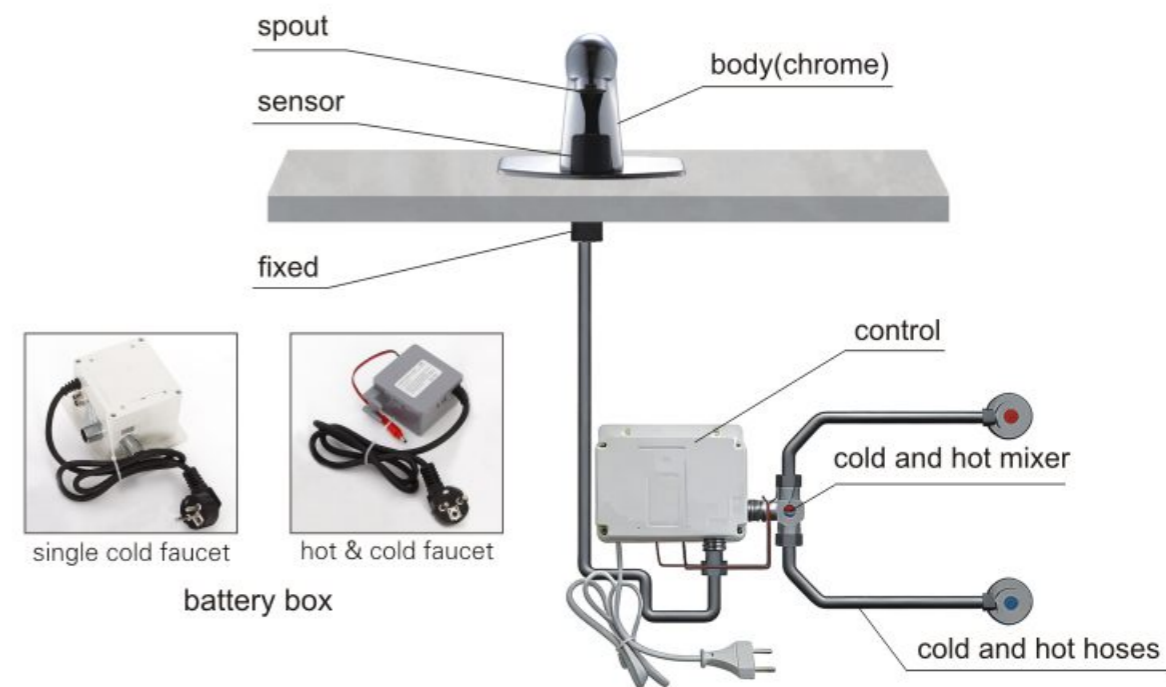


Voltage	AC 220-240V, 50/60Hz
Motor	Brush motor
Filter	HEPA
Total Power	1800W
Motor Power	550W
Heating Element Power	1250W
Air Velocity	85m/s
r.p.m.	20000
Drying Time	10-15s
Noise Level	<78dB (at 1m)
Protection Level	IPX4
Electrical Isolation	Class I
Automatic Disconnection	30s
Dia. of inlet pipe	G1/2"(Dn15) or G3/8"(Dn10)
Products Size	tap 300x150x182mm machine 291x221x190mm



11.501

material: 304 stainless steel
finish: satin/black



SINGLE COLD SENSOR FAUCETS



19.108

material: brass
cold water



19.103

material: brass
cold water



19.121

material: brass
cold water



19.106

material: stainless steel 304
cold water



19.132

material: brass
cold water



19.131

material: brass
cold water



19.112

material: brass
hot/cold water adjustment



19.111

material: brass
hot/cold water adjustment



19.117

material: brass
hot/cold water adjustment

HOT & COLD SENSOR FAUCETS



19.113

material: brass
hot/cold water adjustment



19.114

material: brass
hot/cold water adjustment



19.115

material: brass
hot/cold water adjustment



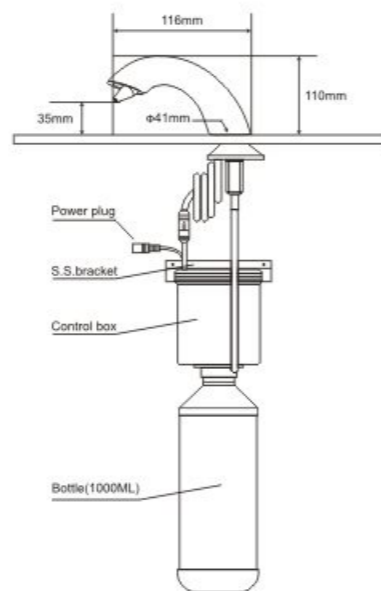
19.116

material: brass
hot/cold water adjustment

DECK-MOUNTED SOAP DISPENSERS



13.501
material: brass
finish: chrome/black



FEATURES

- ◆ Solid brass construction for durability
- ◆ Touch-free operation ensuring hygiene
- ◆ Advanced energy saving design

Material	brass, chrome finish	Ambient humidity	Max. 90RH
Power	DC 6V/AC 110-240V/50HZ	Pump	liquid/foam pump
Power consumption	DC 6V. 4AA alkaline batteries	Foam volume	1.2ml (0.5-3ml adjustable)
Detection zone	5-15cm adjustable	Applicable soap viscosity	0.1-80mPa.s
Ambient temperature	1-40°C	Bottle volume	1000ml

SENSOR SOAP DISPENSERS



13.504
material: brass
finish: chrome/black



13.516
material: brass
finish: chrome/black



13.517
material: brass
finish: chrome/black



13.518
material: brass
finish: chrome/black



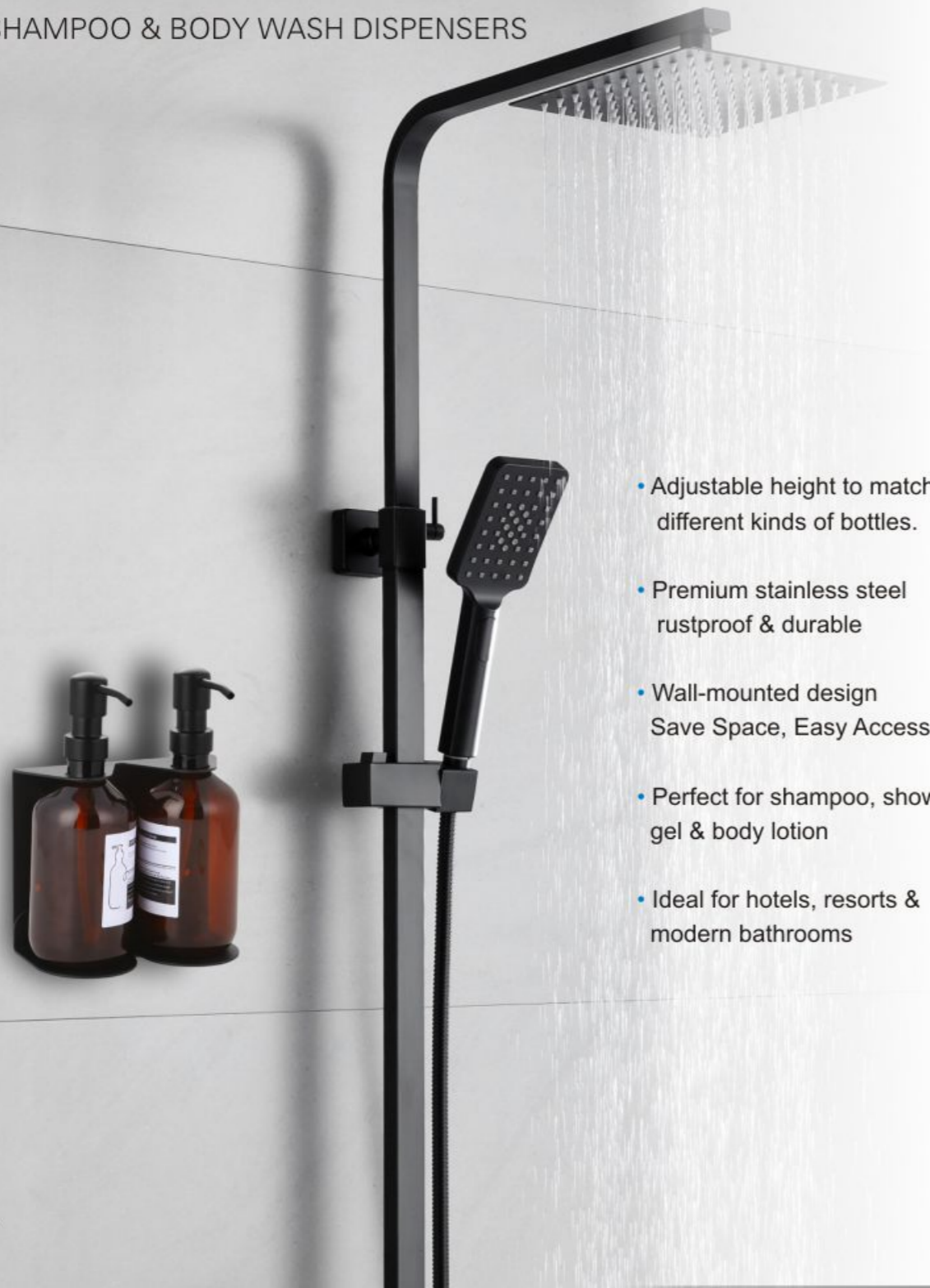
13.513
material: brass
finish: chrome/black



13.514
material: brass
finish: chrome/black



13.515
material: brass
finish: chrome/black



- Adjustable height to match different kinds of bottles.
- Premium stainless steel rustproof & durable
- Wall-mounted design Save Space, Easy Access
- Perfect for shampoo, shower gel & body lotion
- Ideal for hotels, resorts & modern bathrooms



13.711
material:
304 Stainless steel
capacity:
max.500ml



13.712
material:
304 Stainless steel
capacity:
max.500ml x 2



13.713
material:
304 Stainless steel
capacity:
max.500ml x 3



13.701
material:
304 Stainless steel
capacity:
max.500ml



13.702
material:
304 Stainless steel
capacity:
max.500ml x 2



13.703
material:
304 Stainless steel
capacity:
max.500ml x 3

SOAP DISPENSERS/HAND STERILIZERS



SOAP DISPENSERS/ HAND STERILIZERS



13.611/13.612

feature: liquid/spray

capacity: 0.5L
material: Aluminium + stainless steel pressure level
finish: silver



13.614/13.615

feature: liquid/spray

capacity: 1.0L
material: Aluminium + stainless steel pressure level
finish: silver



13.601

feature: liquid

capacity: 0.5L
material: ABS
finish: white



13.302

capacity: 0.8L
material: 304 stainless steel
suitable soaps: liquid soap/
alcohol gel



13.303

capacity: 1.0L
material: 304 stainless steel
suitable soaps: liquid soap/
alcohol gel



13.305

capacity: 1.0L
material: ABS
suitable soaps: liquid soap/
alcohol gel



13.304

capacity: 1.0L
material: 304 stainless steel
suitable soaps: liquid soap/alcohol gel



13.503

capacity: 1.0L
material: ABS
suitable soaps: liquid soap/alcohol gel

SOAP DISPENSERS/ HAND STERILIZERS



13.11x series
 capacity: 1.0/1.2L
 material: 304 stainless steel
 suitable soaps: liquid soap



13.10x series
 capacity: 0.5/0.8/1.0/1.2L
 material: 304 stainless steel
 suitable soaps: liquid soap



13.16x series
 capacity: 1.0/1.2L
 material: 304 stainless steel
 suitable soaps: liquid soap



13.115
 capacity: 1.2L
 material: 304 stainless steel
 suitable soaps: liquid soap



13.201
 capacity: 0.35L
 material: ABS
 suitable soaps: liquid soap



13.202
 capacity: 0.35Lx2
 material: ABS
 suitable soaps: liquid soap



13.506
 capacity: 1.0L
 material: ABS
 suitable soaps: liquid soap



13.143
 capacity: 0.35L
 material: brass pump & PE bottle
 suitable soaps: liquid soap



13.530 Inner tank
 suitable for 13.112.ST
 13.114.ST
 13.162.ST
 13.164.ST



13.535 liquid pump
 suit for 13.111, 13.112
 13.113, 13.114
 13.115



13.531 foam pump
 suit for 13.122, 13.132



13.536 liquid pump
 suit for 13.162, 13.164



13.507
 capacity: 0.8L
 material: ABS
 suitable soaps: liquid soap



13.141
 capacity: 0.35L
 material: brass pump & PE bottle
 suitable soaps: liquid soap

SOAP DISPENSERS/ HAND STERILIZERS

SHOWER SEATS



SHOWER SEATS



15.401
material: HDPE+aluminum
bearing weight: max.135kgs



15.404
material: HDPE+aluminum
bearing weight: max.135kgs



15.405
material: HDPE+aluminum
bearing weight: max.135kgs



15.301
material: ABS/aluminum
bearing weight: max.150kgs



15.303
material: ABS/aluminum/stainless steel
bearing weight: max.180kgs



15.310
material: ABS/stainless steel
bearing weight: max.180kgs



15.411
material: PP,ABS+aluminum
bearing weight: max.150kgs



15.414
material: PP,ABS+aluminum
bearing weight: max.150kgs



15.415
material: PP,ABS+aluminum
bearing weight: max.150kgs

SHOWER SEATS



15.314

material: Burmese teak woods+ stainless steel 304

bearing weight: max.150kgs



15.315

material: Burmese teak woods+ aluminum

bearing weight: max.150kgs



15.316

material: Burmese teak woods+ stainless steel 304

bearing weight: max.200kgs



15.317

material: Burmese teak woods+ stainless steel 304

bearing weight: max.200kgs



material: Cast iron

	length	Bar	Tube thickness	other dimension	finish
15.101	300mm(12")	Φ 32 mm	1.2 mm	customized	white/black/ blue coating/ chrome
15.104	450mm(18")	Φ 32 mm	1.2 mm	customized	
15.106	600mm(24")	Φ 32 mm	1.2 mm	customized	



material: cast iron

	length	Bar	Tube thickness	other dimension	finish
15.121	600mm	Φ 32 mm	1.2 mm	customized	white/chrome
15.122	750mm	Φ 32 mm	1.2 mm	customized	white/chrome



material: cast iron

	length	Bar	Tube thickness	other dimension	finish
15.127.W	760x760mm	Φ 32 mm	1.2 mm	customized	white/blue
15.128.W	760x760mm	Φ 32 mm	1.2 mm	customized	white/blue

material: stainless steel 304



	length	Bar	Tube thickness	other dimension	finish
15.201.S	300mm(12")	Φ 32 mm	1.0/1.2 mm	customized	satin
15.202.S	350mm(14")	Φ 32 mm	1.0/1.2 mm	customized	satin
15.203.S	400mm(16")	Φ 32 mm	1.0/1.2 mm	customized	satin
15.204.S	450mm(18")	Φ 32 mm	1.0/1.2 mm	customized	satin
15.205.S	500mm(20")	Φ 32 mm	1.0/1.2 mm	customized	satin
15.206.S	600mm(24")	Φ 32 mm	1.0/1.2 mm	customized	satin
15.207.S	760mm(30")	Φ 32 mm	1.0/1.2 mm	customized	satin
15.208.S	800mm(31.5")	Φ 32 mm	1.0/1.2 mm	customized	satin
15.209.S	900mm(35.5")	Φ 32 mm	1.0/1.2 mm	customized	satin



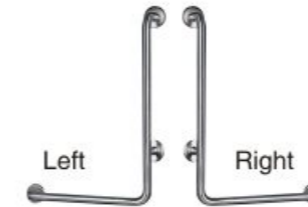
material: stainless steel 304

	length	Bar	Tube thickness	other dimension	finish
15.231.S L	700mm	Φ 32 mm	1.0/1.2 mm	customized	satin
15.232.S R	700mm	Φ 32 mm	1.0/1.2 mm	customized	satin

material: stainless steel 304



	length	Bar	Tube thickness	other dimension	finish
15.211.S	300x300mm	Φ 32 mm	1.0/1.2 mm	customized	satin
15.212.S	350x350mm	Φ 32 mm	1.0/1.2 mm	customized	satin
15.213.S	400x400mm	Φ 32 mm	1.0/1.2 mm	customized	satin
15.211.ST	300x300mm	Φ 32 mm	1.0/1.2 mm	customized	satin



material: stainless steel 304

	length	Bar	Tube thickness	other dimension	finish
15.241.S L	600mm	Φ 32 mm	1.0/1.2 mm	customized	satin
15.242.S L	700mm	Φ 32 mm	1.0/1.2 mm	customized	satin
15.243.S R	600mm	Φ 32 mm	1.0/1.2 mm	customized	satin
15.244.S R	700mm	Φ 32 mm	1.0/1.2 mm	customized	satin

material: stainless steel 304



	length	Bar	Tube thickness	other dimension	finish
15.221.S	600mm	Φ 32 mm	1.0/1.2 mm	customized	satin
15.222.S	700mm	Φ 32 mm	1.0/1.2 mm	customized	satin
15.223.S	800mm	Φ 32 mm	1.0/1.2 mm	customized	satin



material: stainless steel 304

	length	Bar	Tube thickness	other dimension	finish
15.251.S	600mm	Φ 32 mm	1.0/1.2 mm	customized	satin
15.252.S	800mm	Φ 32 mm	1.0/1.2 mm	customized	satin



Create a better user experience by choosing the right fragrance



Fragrance is not one-size-fits-all; it is highly personal, shaping mood and determining user experience.

With our range of high-quality perfumes, we are sure to provide the perfect scent for every different place.

Wave urinal screen

material: EVA period of use: 30 days



18.307

- Best option for a cleaner, fresher and more hygienic washroom.
- Prevent clogging: it can effectively catch garbage instead of going down the drain.
- Preventing splashback and cross-contamination of urine to other areas outside the restroom.

Wave urinal screen

material: EVA period of use: 30 days



18.302

- Best option for a cleaner, fresher and more hygienic washroom.
- Hedgehog design dramatically reduces splash back from the urinal.
- Its unique design is well received by the market.

Trough Urinal Screen

material: EVA period of use: 30 days



18.309

- Transforms trough urinals for 30 days. Made from recyclable EVA
- Double-sided, Bristles splashback, protecting walls, floors and trousers, reducing blockages
- Covering the drain areas to prevent debris blockages or link them to span the urinal's entire length





18.304

Wave urinal screen

material: EVA period of use: 30 days

- 30-Day Urinal Screens have a two-sided anti-splash texture.
- The longer bristles also help reduce splashback from urinal operation.
- Helps minimize cleanup in the area, ensuring satisfaction for cleaning staff.



18.308

Triangle urinal screen

material: EVA period of use: 30 days

- Continuous fragrance for deodorizing, sustainable for 30 days.
- Eliminates bad smells and keep, prevents splashback and keep the floor clean.
- 2-sided design.




18.312

Hexagon urinal screen

material: EVA period of use: 30 days

- Best option for a cleaner, fresher and more hygienic washroom.
- Open hex design offers excellent splash reduction
- 2-sided design



18.203

Urinal screen block

material: PP period of use: 20 days

- Cleaning and removing built up purefying organic matter in the pipes.
- Eliminates odors: Releases optimized bacteria that clean the urinal and eliminate odors.
- Central core: Enzyme-based blocker that actively fights against the effects of uric acid and calcium build-up.



18.310

Deodorant urinal screen

material: PVC period of use: 20 days

- Flexible: conforms to the urinal to trap deris.
- Long-lasting pleasant scent up to 20 days or 5000 flushes.
- Saves Time & Money: reducing splash back while optimizing fragrance release-cutting cleaning time up to 50%.



18.311

Deodorant urinal screen

material: PVC period of use: 20 days

- Flexible: conforms to the urinal to trap deris.
- Long-lasting pleasant scent up to 20 days or 5000 flushes.
- Saves Time & Money: reducing splash back while optimizing fragrance release-cutting cleaning time up to 50%.



18.401 Bowl clip

material: EVA
period of use: 30 days



- Attack odors at the source – clips right to the toilet bowl
- Will not dissolve in or pollute water

18.402 Hang tag

material: EVA
period of use: 30 days



- Hang from a variety of locations such as stall walls, toilet tanks and cabinet doors
- Light weight and slim design, with 30 days of freshness.

18.403 Aroma tower

material: EVA
period of use: 30 days




- Fits a variety of commercial dispensers
- Dry fragrance, no spill or leak
- Suitable for restrooms, entryways and more

18.405 Aroma sticker

material: PP
period of use: 30 days



- Natural fragrance factor lasts for about 30 days.
- Versatile – Plastic holder can be attached to any flat smooth surface.
- Attach to trash can lids, the side of toilets, and more.
- Can be printed with custom logo, used for brand promotion, advertising promotion.



18.101

material: PP
feature: fan type
power: 1.5V AA or D Size cell



- 3–interval setting: 2, 5 minute, 24 hour
- Fit for Solid, Liquid fragrance brick and aroma tower.

18.107

material: PP
feature: fan type

Scented

material: EVA
period of use: 60 days



18.404

- Hands-free motion-activation, releases the right amount of fragrance.
- Dry fragrance refills leave no sticky liquid residue.
- Great for restroom stalls, next to urinals, and sink areas.
- Uses two “AA” batteries (At least 1 year battery life when using alkaline)

18.106


material: PP
Weight: 70g

Scented

material: EVA
period of use: 30 days



- Gentle and non-irritating, continuously releases fragrance for 30 days.
- 100% natural formula, effectively removing odors.
- Using airflow to ensure continuous and even fragrance release for complete coverage.
- Flexibly used on place where to meet your fresh fragrance needs anytime.



Urinal mat

material: PVC / TPR

- Non-slip backing.
- Effective disposable urinal mats available in PVC/TPR.
- Long lasting up to 2 months depending on traffic and usage, widely used in most locations.
- Eliminates puddles, keeps floors dry around urinals, commodes, or near sinks and hand drying areas.

backing		dimension	weight
PVC	18.502	L52cm/20.5inch x 44.5cm/17.51inch	550g/1.21lb.
TPR	18.503	L52cm/20.5inch x 44.5cm/17.51inch	220g/0.48lb.

Multi-use mat

material: PVC

- Lasts 1-2 months. Durable
- Floor Protector, Absorbent, Waterproof, Anti-Slip
- The PVC backing keeps the mat in place
- Rectangle-shape, customizable length, makes it ideal for use in a large variety of applications

backing		dimension	weight
PVC	18.504	L60cm/23.5inch x 40cm/16inch	550g/1.21lb.

Commode Mat

material: PVC

- Protects floors around commodes
- The polyester configuration promotes rapid air drying
- Prevents floor staining and keeps a restroom cleaner in between cleanings
- U shape is made for ergonomic use around commercial toilets and commodes

backing		dimension	weight
PVC	18.505	L68cm/26.5inch x 65cm/25.5inch	550g/1.21lb.



14.102

material: 304 stainless steel
 thickness: 0.8mm
 dimension: L285 x W260 x D100mm
 capacity: 400-600(C,Z & V fold)

14.103


material: 304 stainless steel
 thickness: 0.8mm
 dimension: L285 x W370 x D100mm
 capacity: 600-800(C,Z & V fold)


PAPER TOWEL DISPENSERS





PAPER TOWEL DISPENSERS



 Bigger capacity for every paper type:
C fold, Z fold, V fold, Interfold

 Internal side guard design:
paper remains in place, and an easier refill

 Durable stainless steel 304,
1.0mm, built to last longer

 Sloped-top housing prevents
placement of unwanted objects



14.112. S

material: 304 stainless steel
thickness: 1.0mm
dimension: L276 x W218 x D130mm
capacity: 250-300(C,Z & V fold)

14.112. B

material: 304 stainless steel
thickness: 1.0mm
dimension: L276 x W218 x D130mm
capacity: 250-300(C,Z & V fold)



14.113. S


material: 304 stainless steel
thickness: 1.0mm
dimension: L276 x W358 x D130mm
capacity: 400-600(C,Z & V fold)


14.113. B


material: 304 stainless steel
thickness: 1.0mm
dimension: L276 x W358 x D130mm
capacity: 400-600(C,Z & V fold)


TOILET PAPER DISPENSERS



 Jumbo roll dia. up to 290mm, only 38mm core

 Well-designed dispensing slot, saving more paper

 Durable stainless steel 304, 1.0mm, built to last longer

 Reduced refill frequency, more cost savings



14.111. S

material: 304 stainless steel
thickness: 1.0mm
dimension: L313 x W328 x D130mm
paper roll capacity : max. dia 290mm
toilet roll width: max. 110mm
toilet roll tube : 38mm



14.111. B

material: 304 stainless steel
thickness: 1.0mm
dimension: L313 x W328 x D130mm
paper roll capacity : max. dia 290mm
toilet roll width: max. 110mm
toilet roll tube : 38mm

TOILET PAPER DISPENSERS

Industrial jumbo roll



14.101.S

material: 304 stainless steel
dimension: $\Phi 264 \times D120\text{mm}$



14.101.B

material: 304 stainless steel
dimension: $\Phi 264 \times D120\text{mm}$

Center pull roll



14.231

material: ABS
dimension: $\Phi 237 \times D150\text{mm}$



14.106.S

material: 304 stainless steel
dimension: $\Phi 310 \times D115\text{mm}$



14.106.B

material: 304 stainless steel
dimension: $\Phi 310 \times D115\text{mm}$



Double jumbo rolls



14.105

material: 304 stainless steel
dimension: L513xW117xD298mm





Tampons & Pads Dispenser

Period Dignity Free Dispensing

Toilet paper is offered for free, why not have tampons & pads in every toilet?

Customization Without Limits

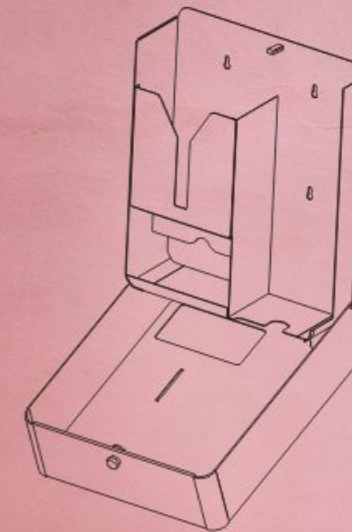
Color, size, material and columns — your choice, your design

Flexible Opening Designs

Side-Open or Top-Bottom Open

One column for tampons

one column for pads



16.701

material: cast iron
finish: white/black/red

FEATURES

- Dispensers period products in sealed packs
- Two columns design, offering users a choice
- Easy to use
- No batteries or wiring required
- Can be supplied with a range of period products



16.702

material: 304 stainless steel
finish: satin

FEATURES

- Dispensers period products in sealed packs
- Two columns design, offering users a choice
- Easy to use
- Can be supplied with a range of period products



16.705

- Smart sensor, stable output one piece per use.
- Touch-free, no cross-infection, more hygienic.

TOILET ACCESSORIES



16.653
Sanitary bag dispenser
 material: ABS
 capacity: 25pcs
 colour: white



14.122
 material: 304 stainless steel
 dimension: 420x300x50mm



16.626mb
 material: 304 stainless steel
 dimension: 270x105x105mm



17.501 Sanitary bin
 capacity: 4L
 material: 304 stainless steel
 dimension: 260x190x90mm



16.621a
 material: 304 stainless steel
 dimension: 132x85x65mm



16.643
 material: 304 stainless steel
 dimension: 183x92x100mm



16.624a
 material: stainless steel
 dimension: 125x125x120mm



16.627b
 material: 304 stainless steel
 dimension: 158x298x68mm

TOILET ACCESSORIES



material: 304 stainless steel



16.107



16.207



16.307



16.101



16.201



16.301



16.S119

material: Zinc



16.507



16.507-2



16.Z107



16.501



16.519



16.Z101



16.Z109



16.601
material:
stainless steel
dimension:
Φ 89 x H(250-400)mm



16.602
material:
stainless steel
dimension:
103x H(248-378)mm



16.604
material:
stainless steel
dimension:
103xW85xH390mm



16.603
material:
stainless steel
dimension:
100x W(78-110)x H375mm



16.6011
material:
304 stainless steel
dimension:
89x123xH(150-400)mm



brushed black



16.6010
material:
304 stainless steel
dimension:
(90-123)x90xH(150-395)mm



16.606
material:
stainless steel
dimension:
Φ (76-100) x H350mm



16.607
material:
stainless steel
dimension:
Φ 140xH375mm



16.608
material:
stainless steel
dimension:
93x93xH(250-375)mm



16.611
material:
polypropylene
dimension:
130xH380 mm



16.615
material:
polypropylene
dimension:
(105-145) xH390 mm



16.616
material:
polypropylene
dimension:
L95 x W105 x H425mm



Hydraulic Soft-close

Tissue Dispenser



New Premium Materials



Safety Belt



Round Corner Hook Design

16.663

material: polyethylene
 finish: white
 dimension: L816xD470xW503mm
 bear weight: max.40kg



16.666

material: 304 stainless steel+polyethylene
 finish: satin
 dimension: L875xD518xW506mm
 bear weight: max.40kg



16.664

material: polyethylene
 finish: white
 dimension: L876xD525xW505mm
 bear weight: max.40kg



16.667

material: polyethylene
 finish: white
 dimension: L829xD500xW789mm
 bear weight: max.40kg



16.661

material: polyethylene
 finish: white
 dimension: L860xD495xW550mm
 bear weight: max.40kg



12.101

material: ABS
finish: white

Voltage	AC 100-120V, 220-240V
Frequency	50/60Hz
Total Power	800W
Protect time	5min
Air temperature	65 ± 15°C
r.p.m.	11000
Air velocity	> 10m/s
Noice level	< 70dB
Products Size	650x182x145mm



12.201

material: ABS
finish: white

Voltage	AC 100-120V, 220-240V
Frequency	50/60Hz
Total Power	1200W
Protect time	5min
Air temperature	65 ± 15°C
r.p.m.	12700
Air velocity	> 12m/s
Noice level	< 73dB
Products Size	230x220x110mm



12.202

material: ABS
finish: white

Voltage	AC 100-120V, 220-240V
Frequency	50/60Hz
Total Power	1200W
Protect time	5min
Air temperature	65 ± 15°C
r.p.m.	10000
Air velocity	> 13m/s
Noice level	< 73dB
Products Size	230x195x110mm



12.203

material: ABS
finish: white

Voltage	AC 100-120V, 220-240V
Frequency	50/60Hz
Total Power	1200W
Protect time	5min
Air temperature	65 ± 15°C
r.p.m.	17000
Air velocity	> 12m/s
Noice level	< 73dB
Products Size	220x148x90mm



12.204

material: ABS
finish: white

Voltage	AC 100-120V, 220-240V
Frequency	50/60Hz
Total Power	1200W
Protect time	5min
Air temperature	65 ± 15°C
r.p.m.	12700
Air velocity	> 13m/s
Noice level	< 70dB
Products Size	225x185x145mm



12.205

material: ABS
finish: white

Voltage	AC 100-120V, 220-240V
Frequency	50/60Hz
Total Power	1200W
Protect time	5min
Air temperature	65 ± 15°C
r.p.m.	12700
Air velocity	> 12m/s
Noice level	< 73dB
Products Size	350x180x95mm



12.301

material: ABS
finish: black/white

Voltage	AC 100-120V, 220-240V
Frequency	50/60Hz
Total Power	1800W
Motor power	45W
Protection level	IPX1
Electrical insulation	Class II
r.p.m.	17000
Air velocity	15m/s
Noice level	60dB
Products Size	253x160x78mm



12.302

material: ABS
finish: black/white