



# WHO WE ARE

With over 25 years of professional expertise, we are committed to delivering complete washroom equipment solutions featuring innovative design, superior performance and reliable quality, serving customers worldwide.

## Our Mission:

Committed to supplying hygienic, comfortable and elegant washroom solutions for all world.

## Our Vision:

To be the pioneer and leader in commercial washroom equipment.

## Our Values:

With the philosophy of Customer Oriented, create value for global customers;

Adhere to mutual benefit and win-win cooperation;

Improve everything we do continuously, keep moving forward;

Insist on teamwork and team development;

Shoulder social responsibilities, do the right thing;

Embrace changes, arm ourselves with science and technology.

# HOTEC

# WHAT WE OFFER

As one of the leading washroom equipment suppliers in China, Hotec is committed to providing hygienic, comfortable, and elegant solutions to public washrooms.

To this end, we have developed over 300 products of good design, premium quality, and high value to meet the expectations of our customers.

## RESTROOM EQUIPMENTS



HAND DRYERS  
TAMPONS & PADS DISPENSERS  
AUTOMATIC FAUCETS  
SOAP DISPENSERS  
PAPER TOWEL DISPENSERS  
GRAB BARS  
BABY CHANGING STATIONS  
URINAL SCREENS  
URINAL MATS

## TOILET ACCESSORIES



JUMBO PAPER DISPENSERS  
TOILET TISSUE DISPENSERS  
TOILET BRUSH HOLDER  
ACCESSORIES

## BATHROOM ACCESSORIES



SHOWER SEATS  
SHAMPOO & BODY DISPENSERS  
HAIR DRYERS



# WHAT WE DO

At Hotec, we don't just supply products, we deliver complete washroom solutions tailored to your specific needs.

Our global customer-centric approach includes:



## Customized Solutions

From design consultation to product modification, we work closely with you to develop bespoke solutions that align with your brand identity, space requirements, and budget constraints.



## Reliable Supply Chain

With our state-of-the-art manufacturing facilities and efficient logistics network, we ensure timely delivery and consistent quality across all your orders, no matter the size.



## End-to-End Support

Our dedicated team provides seamless service throughout the entire partnership. From pre-sales technical advice and product training to after-sales maintenance and warranty support, we are committed to your success.



## Long-Term Partnership

We believe in building sustainable, win-win relationships. Our flexible business models, competitive pricing, and commitment to mutual growth make us your ideal long-term partner in the commercial washroom industry.

With over 25 years of profound experience shaping the industry, we have built a comprehensive industrial chain spanning R&D, design, manufacturing, quality control, and global marketing—enabling us to deliver reliable, high-performance washroom solutions to collective clients across worldwide.

We offer versatile washroom solutions suitable for a full range of public and commercial scenarios.



Airport & subway



Shopping mall



Hospital




Restaurant



Health & Wellness centres



Office



Hotel



School & Colleges



Factory

SHOWER SEATS



SHOWER SEATS



**15.401**  
material: HDPE+aluminum  
bearing weight: max.135kgs



**15.404**  
material: HDPE+aluminum  
bearing weight: max.135kgs



**15.405**  
material: HDPE+aluminum  
bearing weight: max.135kgs



**15.301**  
material: ABS/aluminum  
bearing weight: max.150kgs



**15.303**  
material: ABS/aluminum/stainless steel  
bearing weight: max.180kgs



**15.310**  
material: ABS/stainless steel  
bearing weight: max.180kgs



**15.411**  
material: PP,ABS+aluminum  
bearing weight: max.150kgs



**15.414**  
material: PP,ABS+aluminum  
bearing weight: max.150kgs



**15.415**  
material: PP,ABS+aluminum  
bearing weight: max.150kgs

# SHOWER SEATS



**15.314**

material: Burmese teak woods+ stainless steel 304

bearing weight: max.150kgs



**15.315**

material: Burmese teak woods+ aluminum

bearing weight: max.150kgs



**15.316**

material: Burmese teak woods+ stainless steel 304

bearing weight: max.200kgs



**15.317**

material: Burmese teak woods+ stainless steel 304

bearing weight: max.200kgs

# GRAB BARS



material: Cast iron

	length	Bar	Tube thickness	other dimension	finish
15.101	300mm(12")	Φ 32 mm	1.2 mm	customized	white/black/ blue coating/ chrome
15.104	450mm(18")	Φ 32 mm	1.2 mm	customized	
15.106	600mm(24")	Φ 32 mm	1.2 mm	customized	



material: cast iron

	length	Bar	Tube thickness	other dimension	finish
15.121	600mm	Φ 32 mm	1.2 mm	customized	white/chrome
15.122	750mm	Φ 32 mm	1.2 mm	customized	white/chrome



material: cast iron

	length	Bar	Tube thickness	other dimension	finish
15.127.W	760x760mm	Φ 32 mm	1.2 mm	customized	white/blue
15.128.W	760x760mm	Φ 32 mm	1.2 mm	customized	white/blue

material: stainless steel 304



	length	Bar	Tube thickness	other dimension	finish
15.201.S	300mm(12")	Φ 32 mm	1.0/1.2 mm	customized	satin
15.202.S	350mm(14")	Φ 32 mm	1.0/1.2 mm	customized	satin
15.203.S	400mm(16")	Φ 32 mm	1.0/1.2 mm	customized	satin
15.204.S	450mm(18")	Φ 32 mm	1.0/1.2 mm	customized	satin
15.205.S	500mm(20")	Φ 32 mm	1.0/1.2 mm	customized	satin
15.206.S	600mm(24")	Φ 32 mm	1.0/1.2 mm	customized	satin
15.207.S	760mm(30")	Φ 32 mm	1.0/1.2 mm	customized	satin
15.208.S	800mm(31.5")	Φ 32 mm	1.0/1.2 mm	customized	satin
15.209.S	900mm(35.5")	Φ 32 mm	1.0/1.2 mm	customized	satin



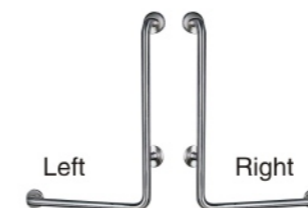
material: stainless steel 304

	length	Bar	Tube thickness	other dimension	finish
15.231.S <b>L</b>	700mm	Φ 32 mm	1.0/1.2 mm	customized	satin
15.232.S <b>R</b>	700mm	Φ 32 mm	1.0/1.2 mm	customized	satin

material: stainless steel 304




	length	Bar	Tube thickness	other dimension	finish
15.211.S	300x300mm	Φ 32 mm	1.0/1.2 mm	customized	satin
15.212.S	350x350mm	Φ 32 mm	1.0/1.2 mm	customized	satin
15.213.S	400x400mm	Φ 32 mm	1.0/1.2 mm	customized	satin
15.211.ST	300x300mm	Φ 32 mm	1.0/1.2 mm	customized	satin



material: stainless steel 304

	length	Bar	Tube thickness	other dimension	finish
15.241.S <b>L</b>	600mm	Φ 32 mm	1.0/1.2 mm	customized	satin
15.242.S <b>L</b>	700mm	Φ 32 mm	1.0/1.2 mm	customized	satin
15.243.S <b>R</b>	600mm	Φ 32 mm	1.0/1.2 mm	customized	satin
15.244.S <b>R</b>	700mm	Φ 32 mm	1.0/1.2 mm	customized	satin

material: stainless steel 304



	length	Bar	Tube thickness	other dimension	finish
15.221.S	600mm	Φ 32 mm	1.0/1.2 mm	customized	satin
15.222.S	700mm	Φ 32 mm	1.0/1.2 mm	customized	satin
15.223.S	800mm	Φ 32 mm	1.0/1.2 mm	customized	satin



material: stainless steel 304

	length	Bar	Tube thickness	other dimension	finish
15.251.S	600mm	Φ 32 mm	1.0/1.2 mm	customized	satin
15.252.S	800mm	Φ 32 mm	1.0/1.2 mm	customized	satin

The mountain stands there,  
Reaching high into the clouds.  
The water is at his feet,  
Rippling with the wind,  
As if pleading with him,  
Yet he remains proudly still.

— West Lake Impromptu  
Rabindranath Tagore, *Written in 1924, Hangzhou, China*

**HOTEC**

Email: [hotec@cncotec.com](mailto:hotec@cncotec.com)  
<https://www.cncotec.com/>



website



whatsapp

\*All product sizes and colours prevail in kind, subject to change without notice.