

WHO WE ARE

With over 25 years of professional expertise, we are committed to delivering complete washroom equipment solutions featuring innovative design, superior performance and reliable quality, serving customers worldwide.

Our Mission:

Committed to supplying hygienic, comfortable and elegant washroom solutions for all world.

Our Vision:

To be the pioneer and leader in commercial washroom equipment.

Our Values:

With the philosophy of Customer Oriented, create value for global customers;

Adhere to mutual benefit and win-win cooperation;

Improve everything we do continuously, keep moving forward;

Insist on teamwork and team development;

Shoulder social responsibilities, do the right thing;

Embrace changes, arm ourselves with science and technology.

HOTEC

WHAT WE OFFER

As one of the leading washroom equipment suppliers in China, Hotec is committed to providing hygienic, comfortable, and elegant solutions to public washrooms.

To this end, we have developed over 300 products of good design, premium quality, and high value to meet the expectations of our customers.

RESTROOM EQUIPMENTS



HAND DRYERS
TAMPONS & PADS DISPENSERS
AUTOMATIC FAUCETS
SOAP DISPENSERS
PAPER TOWEL DISPENSERS
GRAB BARS
BABY CHANGING STATIONS
URINAL SCREENS
URINAL MATS

TOILET ACCESSORIES



JUMBO PAPER DISPENSERS
TOILET TISSUE DISPENSERS
TOILET BRUSH HOLDER
ACCESSORIES

BATHROOM ACCESSORIES



SHOWER SEATS
SHAMPOO & BODY DISPENSERS
HAIR DRYERS



WHAT WE DO

At Hotec, we don't just supply products, we deliver complete washroom solutions tailored to your specific needs.

Our global customer-centric approach includes:



Customized Solutions

From design consultation to product modification, we work closely with you to develop bespoke solutions that align with your brand identity, space requirements, and budget constraints.



Reliable Supply Chain

With our state-of-the-art manufacturing facilities and efficient logistics network, we ensure timely delivery and consistent quality across all your orders, no matter the size.



End-to-End Support

Our dedicated team provides seamless service throughout the entire partnership. From pre-sales technical advice and product training to after-sales maintenance and warranty support, we are committed to your success.



Long-Term Partnership

We believe in building sustainable, win-win relationships. Our flexible business models, competitive pricing, and commitment to mutual growth make us your ideal long-term partner in the commercial washroom industry.

With over 25 years of profound experience shaping the industry, we have built a comprehensive industrial chain spanning R&D, design, manufacturing, quality control, and global marketing—enabling us to deliver reliable, high-performance washroom solutions to collective clients across worldwide.

We offer versatile washroom solutions suitable for a full range of public and commercial scenarios.



Airport & subway



Shopping mall



Hospital




Restaurant



Health & Wellness centres



Office



Hotel



School & Colleges



Factory



FEATURES

- Drying hygienically and quickly
- Touch-free operation
- Energy saving
- Sustainability

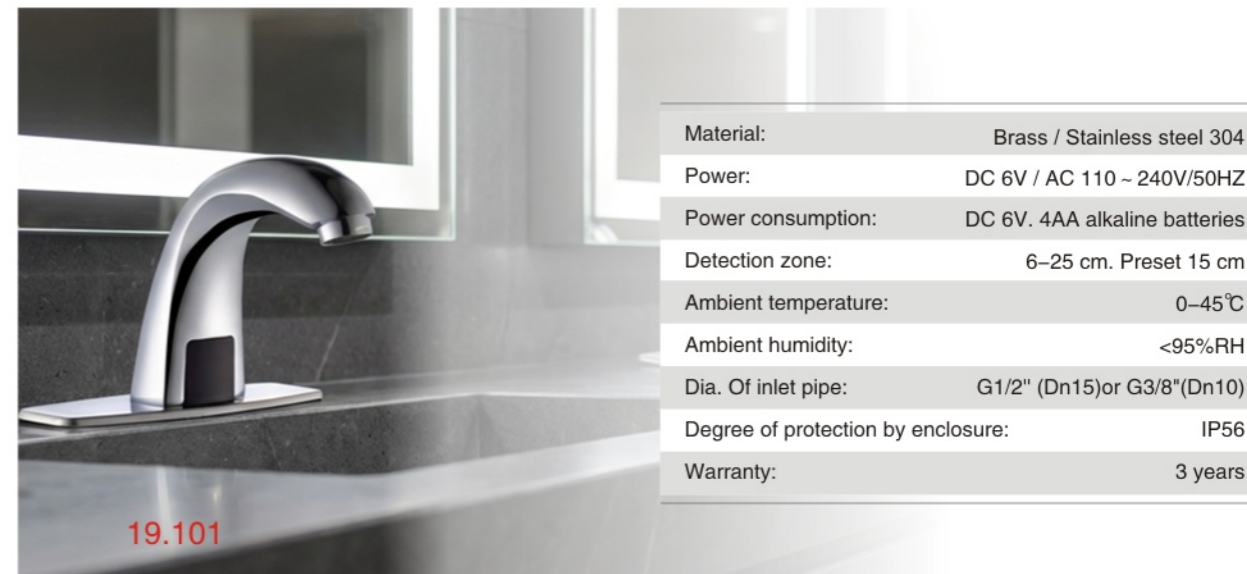


Voltage	AC 220-240V, 50/60Hz
Motor	Brush motor
Filter	HEPA
Total Power	1800W
Motor Power	550W
Heating Element Power	1250W
Air Velocity	85m/s
r.p.m.	20000
Drying Time	10-15s
Noise Level	<78dB (at 1m)
Protection Level	IPX4
Electrical Isolation	Class I
Automatic Disconnection	30s
Dia. of inlet pipe	G1/2"(Dn15) or G3/8"(Dn10)
Products Size	tap 300x150x182mm machine 291x221x190mm

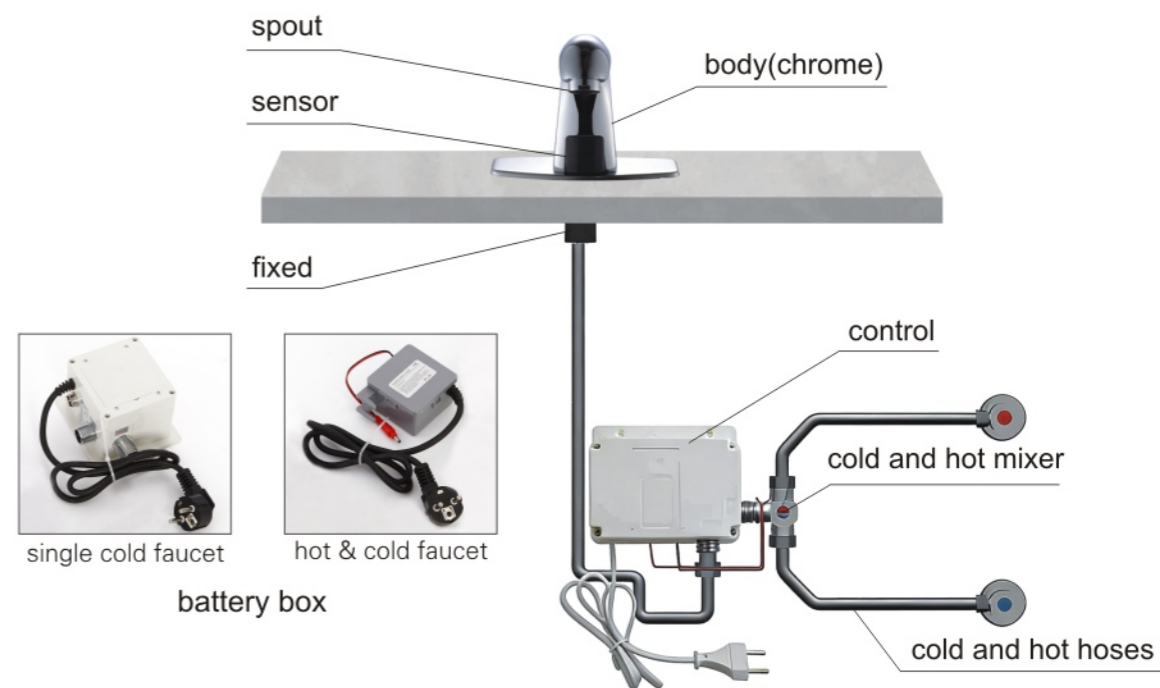


11.501

material: 304 stainless steel
finish: satin/black



Material:	Brass / Stainless steel 304
Power:	DC 6V / AC 110 ~ 240V/50HZ
Power consumption:	DC 6V. 4AA alkaline batteries
Detection zone:	6-25 cm. Preset 15 cm
Ambient temperature:	0-45°C
Ambient humidity:	<95%RH
Dia. Of inlet pipe:	G1/2" (Dn15)or G3/8"(Dn10)
Degree of protection by enclosure:	IP56
Warranty:	3 years



SINGLE COLD SENSOR FAUCETS



19.108
material: brass
cold water



19.106
material: stainless steel 304
cold water



19.103
material: brass
cold water



19.132
material: brass
cold water



19.121
material: brass
cold water



19.131
material: brass
cold water

HOT & COLD SENSOR FAUCETS



19.112
material: brass
hot/cold water adjustment



19.113
material: brass
hot/cold water adjustment



19.111
material: brass
hot/cold water adjustment



19.114
material: brass
hot/cold water adjustment



19.117
material: brass
hot/cold water adjustment



19.115
material: brass
hot/cold water adjustment



19.116
material: brass
hot/cold water adjustment

The mountain stands there,
Reaching high into the clouds.
The water is at his feet,
Rippling with the wind,
As if pleading with him,
Yet he remains proudly still.

— West Lake Impromptu
Rabindranath Tagore, *Written in 1924, Hangzhou, China*

HOTEC

Email: hotec@cncotec.com

<https://www.cncotec.com/>



website



whatsapp

*All product sizes and colours prevail in kind, subject to change without notice.